

Wall Boxes

W01 Double Door Lockable Wall Box - SC Duplex, LC QUAD


The Optronics wall box system in its basic form is supplied with the box unloaded ready for you to install the adapter of your choice. The box can also be pre-loaded complete with the required adapter and simple splice management kit, or pre-loaded with pigtails to meet your project needs.


W01





**36
Port**


Unloaded Panel W01XXX00

	SC Multimode Duplex	
	W01 (36 port)	With
	W01SCM18	18 adapters
	W01SCM24	24 adapters
	W01SCM36	36 adapters
Adapter only part no. SCUDPHBRBEIGE		

	SC Singlemode Duplex	
	W01 (36 port)	With
	W01SCS18	18 adapters
	W01SCS24	24 adapters
	W01SCS36	36 adapters
Adapter only part no. SCUDZRO2		

	SCA Singlemode Duplex	
	W01 (36 port)	With
	W01SCA18	18 adapters
	W01SCA24	24 adapters
	W01SCA36	36 adapters
Adapter only part no. SCAPCUDGREEN		

	LC QUAD Singlemode	
	W01 (36 port)	With
	W01LQS18	18 adapters
	W01LQS24	24 adapters
	W01LQS36	36 adapters
Adapter only part no. LCQUADBLUE		

	LC QUAD Multimode	
	W01 (36 port)	With
	W01LQM18	18 adapters
	W01LQM24	24 adapters
	W01LQM36	36 adapters
Adapter only part no. LCQUADBEIGE		

Specification:

Width: 355mm **Depth:** 90mm **Height:** 365mm **Weight:** 4kg Fully loaded **Colour:** Grey
Cable entry 4 x 20mm gland holes