



## DE Fixed Patch Panels


### F15 - DE Fixed 24 Position SC / FC / LC / MTRJ / E2000 Patch Up to 48 Fibres





#### Ordering Information


Unloaded F15XXX00


	SC MULTIMODE SIMPLEX	
	F15 (24 Pos)	With
	F15SCM04	4 adapters
	F15SCM08	8 adapters
	F15SCM12	12 adapters
	F15SCM16	16 adapters
	F15SCM24	24 adapters
<b>Adapter only part no. SCUSPHRBEIGE</b>		


	SC SINGLEMODE SIMPLEX	
	F15 (24 Pos)	With
	F15SCS04	4 adapters
	F15SCS08	8 adapters
	F15SCS12	12 adapters
	F15SCS16	16 adapters
	F15SCS24	24 adapters
<b>Adapter only part no. SCUSZR02</b>		


	SCA SINGLEMODE SIMPLEX	
	F15 (24 Pos)	With
	F15SCA04	4 adapters
	F15SCA08	8 adapters
	F15SCA12	12 adapters
	F15SCA16	16 adapters
	F15SCA24	24 adapters
<b>Adapter only part no. SCAPCUSGREEN</b>		

	MTRJ	
	F15 (24 Pos)	With
	F15MTM04	4 adapters
	F15MTM08	8 adapters
	F15MTM12	12 adapters
	F15MTM16	16 adapters
	F15MTM24	24 adapters
<b>Adapter only part no. MTRJUNITER</b>		

	E2000 APC	
	F15 (24 Pos)	With
	F15E2A04	4 adapters
	F15E2A08	8 adapters
	F15E2A12	12 adapters
	F15E2A16	16 adapters
	F15E2A24	24 adapters
<b>Adapter only part no. E2APCUGREEN</b>		

	MTRJ	
	F15 (24 Pos)	With
	F15E2S04	4 adapters
	F15E2S08	8 adapters
	F15E2S12	12 adapters
	F15E2S16	16 adapters
	F15E2S24	24 adapters
<b>Adapter only part no. E2UBLUE</b>		

	LC MULTIMODE DUPLEX	
	F15 (24 Pos)	With
	F15LCM04	4 adapters
	F15LCM08	8 adapters
	F15LCM12	12 adapters
	F15LCM16	16 adapters
	F15LCM24	24 adapters
<b>Adapter only part no. LCDPXBEIGE</b>		

	LC SINGLEMODE DUPLEX	
	F15 (24 Pos)	With
	F15LCS04	4 adapters
	F15LCS08	8 adapters
	F15LCS12	12 adapters
	F15LCS16	16 adapters
	F15LCS24	24 adapters
<b>Adapter only part no. LCDPXBLUE</b>		