


Fixed Patch Panels


F07 - Fixed 2U 36 Port Horizontal SC Duplex / LC QUAD Patch Panel





Easy panel identification labelling


Unloaded F07XXX00

	SC Multimode Duplex	
	F07 (36 port)	With
	F07SCM18	18 adapters
	F07SCM24	24 adapters
	F07SCM36	36 adapters
Adapter only part no. SCUDPHRBEIGE		

	SC Singlemode Duplex	
	F07 (36 port)	With
	F07SCS18	18 adapters
	F07SCS24	24 adapters
	F07SCS36	36 adapters
Adapter only part no. SCUDZR02		

	SCA Singlemode Duplex	
	F07 (36 port)	With
	F07SCA18	18 adapters
	F07SCA24	24 adapters
	F07SCA36	36 adapters
Adapter only part no. SCAPCUDGREEN		

	LC QUAD Singlemode	
	F07 (36 port)	With
	F07LQS18	18 adapters
	F07LQS24	24 adapters
	F07LQS36	36 adapters
Adapter only part no. LCQUADBLUE		

	LC QUAD Multimode	
	F07 (36 port)	With
	F07LQM18	18 adapters
	F07LQM24	24 adapters
	F07LQM36	36 adapters
Adapter only part no. LCQUADBEIGE		

Specification

Width: 19" - 483mm Depth: 300mm Height: 2U Weight: 3kg Fully loaded Colour: Black

Cable entry 6 x 20mm gland holes